




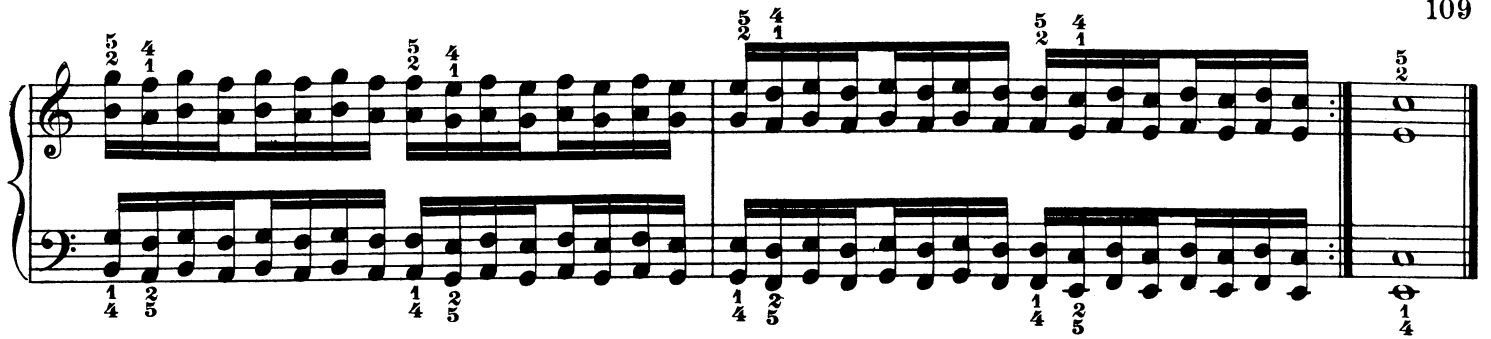
Fourfold Trill in Sixths,

for the combination of the 1st and 4th, and 2nd and 5th, fingers of each hand.
Neither hand nor wrist should be moved in the least while playing this exercise.

(M. M. ♩ = 40 to 84)

59. 







Musical score system 1, featuring a grand staff with treble and bass clefs. The music consists of a sequence of eighth notes with various fingering numbers (1, 2, 3, 4, 5) indicated above or below the notes. The system concludes with a double bar line and a fermata over the final notes.

(M.M. ♩ = 40 to 84)

8




Musical score system 2, featuring a grand staff with treble and bass clefs. The music consists of a sequence of eighth notes with various fingering numbers (1, 2, 3, 4, 5) indicated above or below the notes. The word *simile* is written above the treble clef and below the bass clef. The system concludes with a double bar line and a fermata over the final notes.




Musical score system 3, featuring a grand staff with treble and bass clefs. The music consists of a sequence of eighth notes with various fingering numbers (1, 2, 3, 4, 5) indicated above or below the notes. The system concludes with a double bar line and a fermata over the final notes.

8



Musical score system 4, featuring a grand staff with treble and bass clefs. The music consists of a sequence of eighth notes with various fingering numbers (1, 2, 3, 4, 5) indicated above or below the notes. The word *simile* is written above the treble clef. The system concludes with a double bar line and a fermata over the final notes.



Musical score system 5, featuring a grand staff with treble and bass clefs. The music consists of a sequence of eighth notes with various fingering numbers (1, 2, 3, 4, 5) indicated above or below the notes. The system concludes with a double bar line and a fermata over the final notes.